



Moving-iron measuring instruments

for alternating current with 5-times and 6-times overload values

Type:

EQX 48-5L / -6L

EQX 72-5L / -6L

EQX 96-5L / -6L



Application

Moving-iron measuring instruments are mainly used in heavy-current installation for the measurement of alternating currents and alternating voltages (via current or voltage transformer). Moving-iron measuring instruments also indicate the rms value in case of non-sinusoidal quantities within a frequency range of 50/60 Hz.

With direct current and direct voltage, additional indication errors of approx. 1 % may occur due to magnetization errors inside the iron. As compared to moving-coil measuring instruments, the energy consumption is relatively high ranging between 0.6 VA and 2 VA. They are thus not suited for measuring small currents or voltages.



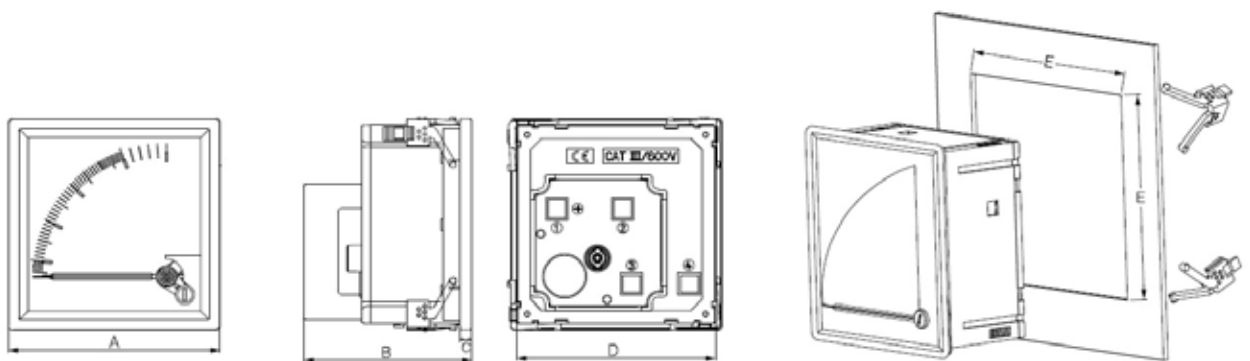
Function / Design

The moving iron movements are robust with spring-loaded bearings.

The moving iron measuring devices are manufactured in accordance with DIN EN 60051 and the other applicable VDE and DIN regulations. The accuracy is 1.5% (size 48 accuracy 2.5%), based on the full scale value and starts at approx. 10% (with voltmeters at approx. 20%) of the full scale value. The devices can be permanently overloaded by a factor of 1.2; Ammeters can be overloaded up to 50 times for a short time; Tension meter up to 2x. For the rest, DIN EN 60051 applies.



Dimensions



Size	„A“ mm	„B“ mm	„C“ mm	„D“ mm	„E“ mm
EQX 48	48	71	5,5	44,2	45,0
EQX 72	72	76	5,5	67,0	68,5
EQX 96	96	76	5,5	90,5	92,0



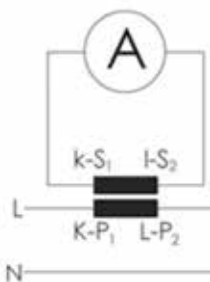
Technical data

Front frame	Dimensions acc. to DIN 43 718. The front frames are delivered als light frames in black colour for all types.
Scale, pointer	Execution acc. to DIN 43 802. The graduation is carried out as coarse graduation, the pointers as knife bar pointers.
Front glass	low glare glass
Zero point correction	All types have a zero point correction.
Connection	Screw connection with clamps
Accuracy	Acc. to DIN EN 60 051. It is defined under reference conditions, based on the measuring range end value. If the zero point is offset, the sum of the two full-scale values applies. In the case of power factor measuring devices and resistance measuring devices (scale curve strongly non-linear), the measurement error is related to the scale length.
Reference conditions	Temperature 20°C ± 2K, nominal position of use ± 1°
Influencing variables	Usage position normal vertical ± 5°, if the usage position deviates, the angle from the horizontal must be indicated. Influence of temperature, unless otherwise stated, the additional error is ≤ 1.5% at 20 °C ± 10 K ambient temperature. Ferromagnetic switchboards have no influence on the measurement accuracy.
Operating temperatur	All types work in a temperature range from -25 °C to + 55 °C (if not otherwise specified, trouble-free).
Relative humidity	75% annual mean, no condensation
Installation location	Interior, max. height of 2000 m above sea level
IP code	IP 52 on front side, IP 20 at terminals with terminal cover acc. to DIN EN 60529
Internal resistance	DC-voltmeters: 1000 Ω / V, higher internal resistance possible on request DC-ammeters: 0,6 to 250 Ω
Test voltage	5,3 kV AC for 1 min at 50 Hz acc. to IEC 61010-1
Vibrating resistance	1,5 g at 50 Hz
Impact resistance	15 g for 11 ms
EMC	EMC acc. to DIN EN 61 326
Overload behavior	Moving-iron meters: 2-, 5-, 6-fold overload (depending on type) continuous 10-fold overload for 2 seconds only once in lifetime Moving-coil meters: without overload Bimetall meters: 1,2-fold overload continuous






Connection

Connection with current transformer





Measuring ranges

			
Type	EQX 48-nL	EQX 72-nL	EQX 96-nL
Front frame	48 x 48 mm	72 x 72 mm	96 x 96 mm
Cut-out	45 x 45 mm	68 x 68 mm	92 x 92 mm
Length of scale	42 mm	62 mm	90 mm
Pointer deflection	90 °	90 °	90 °
Accuracy class	2,5	1,5	1,5
Front glas	low-glare glas	low-glare glas	low-glare glas
Weight	0,1 kg	0,2 kg	0,25 kg

AC for use with current transformer			-5L	-6L	-5L	-6L	-5L	-6L
Measuring range .../5 A			(...) = full scale value		(...) = full scale value		(...) = full scale value	
.../5 A	50/5	0 - 50/... A	X (250)	X (300)	X (250)	X (300)	X (250)	X (300)
	60/5	0 - 60/... A	X (300)	X (360)	X (300)	X (360)	X (300)	X (360)
	100/5	0 - 100/... A	X (500)	X (600)	X (500)	X (600)	X (500)	X (600)
	150/5	0 - 150/... A	X (750)	X (900)	X (750)	X (900)	X (750)	X (900)
	200/5	0 - 200/... A	X (1000)	X (1200)	X (1000)	X (1200)	X (1000)	X (1200)
	250/5	0 - 250/... A	X (1250)	X (1500)	X (1250)	X (1500)	X (1250)	X (1500)
	300/5	0 - 300/... A	X (1500)	X (1800)	X (1500)	X (1800)	X (1500)	X (1800)
	400/5	0 - 400/... A	X (2000)	X (2400)	X (2000)	X (2400)	X (2000)	X (2400)
	500/5	0 - 500/... A	X (2500)	X (3000)	X (2500)	X (3000)	X (2500)	X (3000)
	600/5	0 - 600/... A	X (3000)	X (3600)	X (3000)	X (3600)	X (3000)	X (3600)
	1000/5	0 - 1000/... A	X (5000)	X (6000)	X (5000)	X (6000)	X (5000)	X (6000)
	1500/5	0 - 1500/... A	X (7500)	X (9000)	X (7500)	X (9000)	X (7500)	X (9000)
Measuring range .../1 A			(...) = full scale value		(...) = full scale value		(...) = full scale value	
.../1 A	50/1	0 - 50/... A	X (250)	X (300)	X (250)	X (300)	X (250)	X (300)
	60/1	0 - 60/... A	X (300)	X (360)	X (300)	X (360)	X (300)	X (360)
	100/1	0 - 100/... A	X (500)	X (600)	X (500)	X (600)	X (500)	X (600)
	150/1	0 - 150/... A	X (750)	X (900)	X (750)	X (900)	X (750)	X (900)
	200/1	0 - 200/... A	X (1000)	X (1200)	X (1000)	X (1200)	X (1000)	X (1200)
	250/1	0 - 250/... A	X (1250)	X (1500)	X (1250)	X (1500)	X (1250)	X (1500)
	300/1	0 - 300/... A	X (1500)	X (1800)	X (1500)	X (1800)	X (1500)	X (1800)
	400/1	0 - 400/... A	X (2000)	X (2400)	X (2000)	X (2400)	X (2000)	X (2400)
	500/1	0 - 500/... A	X (2500)	X (3000)	X (2500)	X (3000)	X (2500)	X (3000)
	600/1	0 - 600/... A	X (3000)	X (3600)	X (3000)	X (3600)	X (3000)	X (3600)
	1000/1	0 - 1000/... A	X (5000)	X (6000)	X (5000)	X (6000)	X (5000)	X (6000)
	1500/1	0 - 1500/... A	X (7500)	X (9000)	X (7500)	X (9000)	X (7500)	X (9000)

Other scale values to be specified with order!

Typenschlüssel (Stromwandler)

